



中国社会科学院欧洲研究所

Institute of European Studies
Chinese Academy of Social Sciences



国际金融危机与中国对外贸易
Financial Crisis and
China's Foreign Trade

陈新博士
Dr. CHEN Xin

China Europa Forum

July 9th, 2010, Beijing



Summary

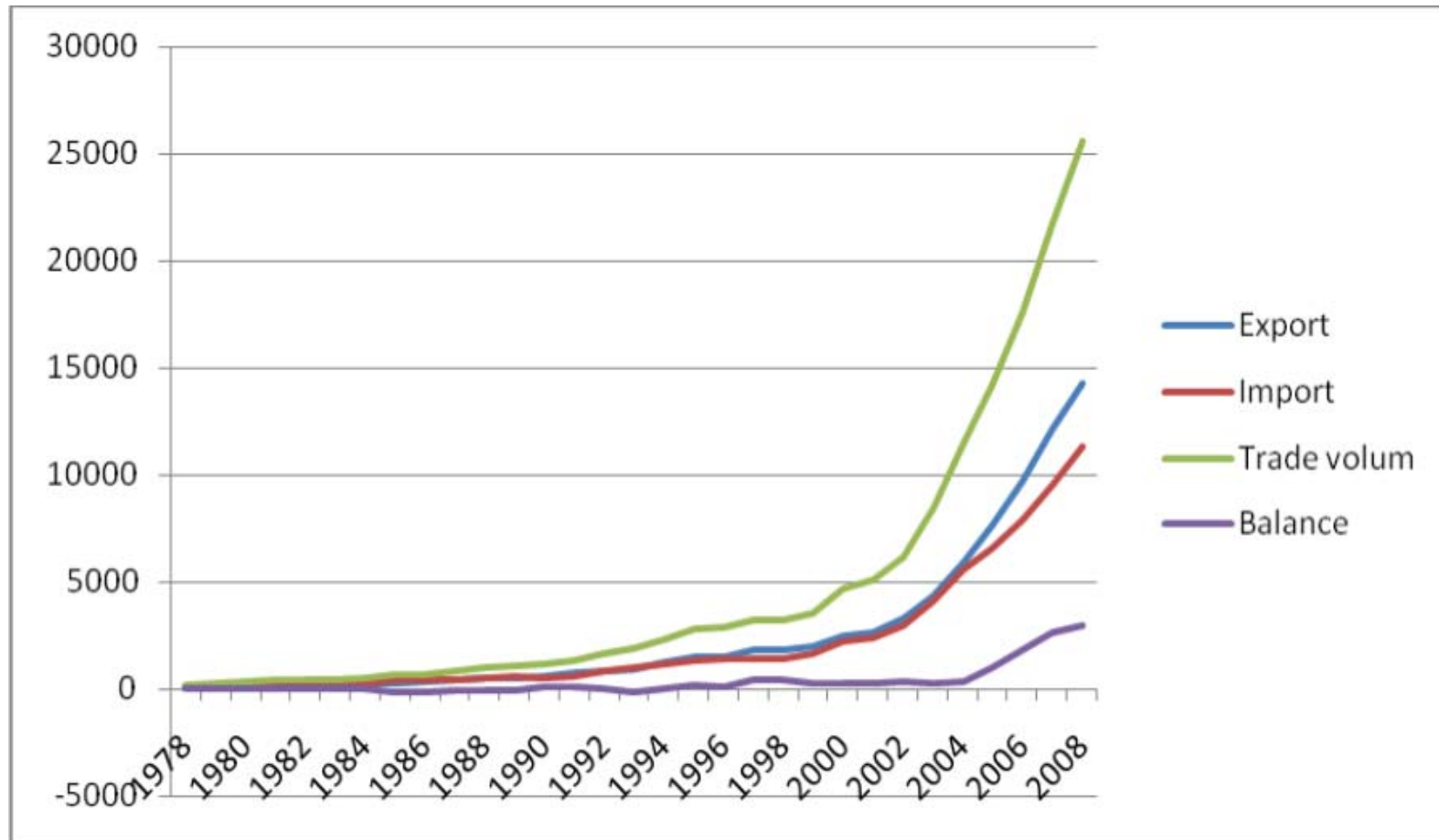
- I. An overview of China Foreign Trade
- II. Foreign Trade during the Financial Crisis
- III. Trade Issues
- IV. China Foreign Trade in Post-Crisis



I. An overview of China Foreign Trade

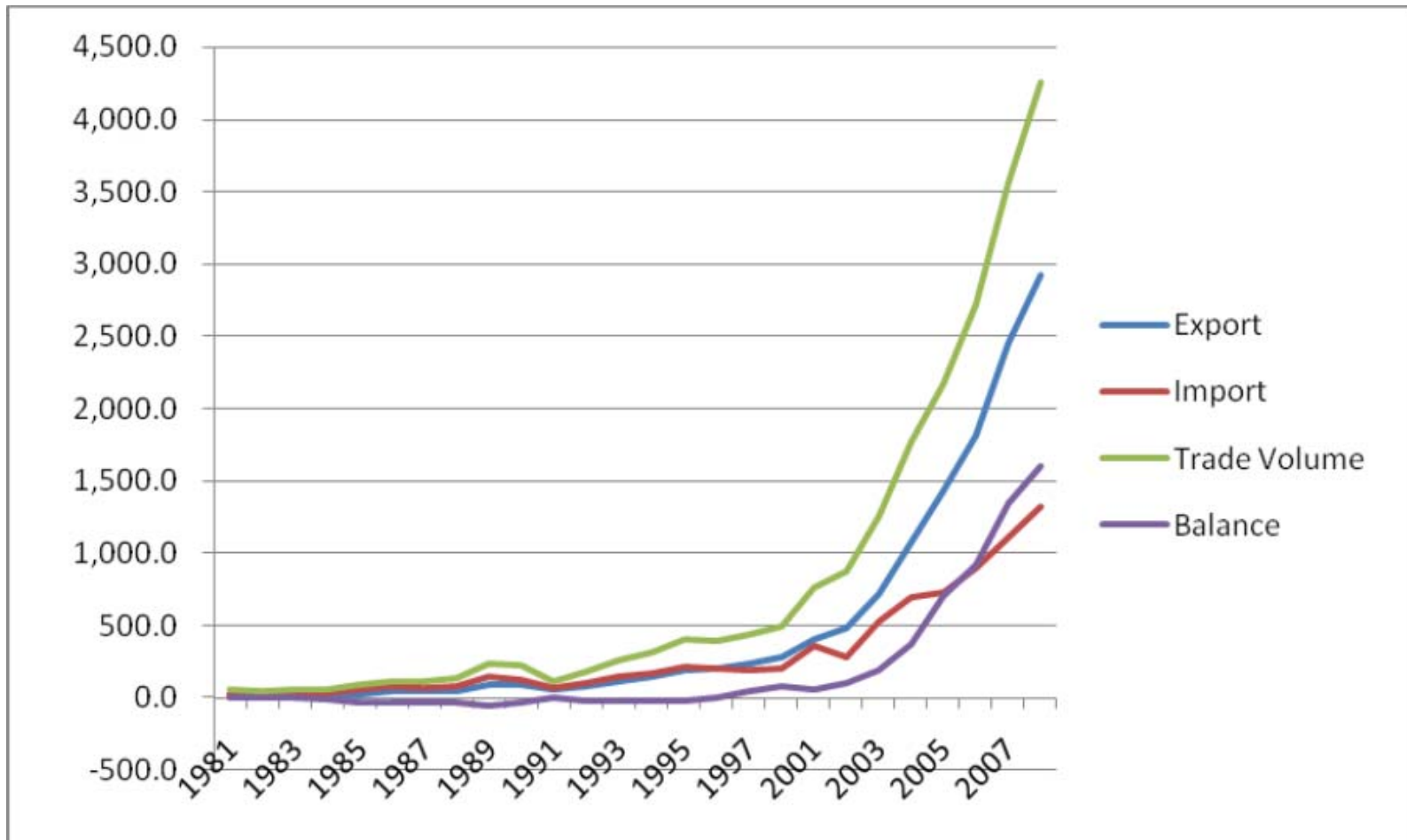


China Trade Development





China-EU Trade





Main Characteristics

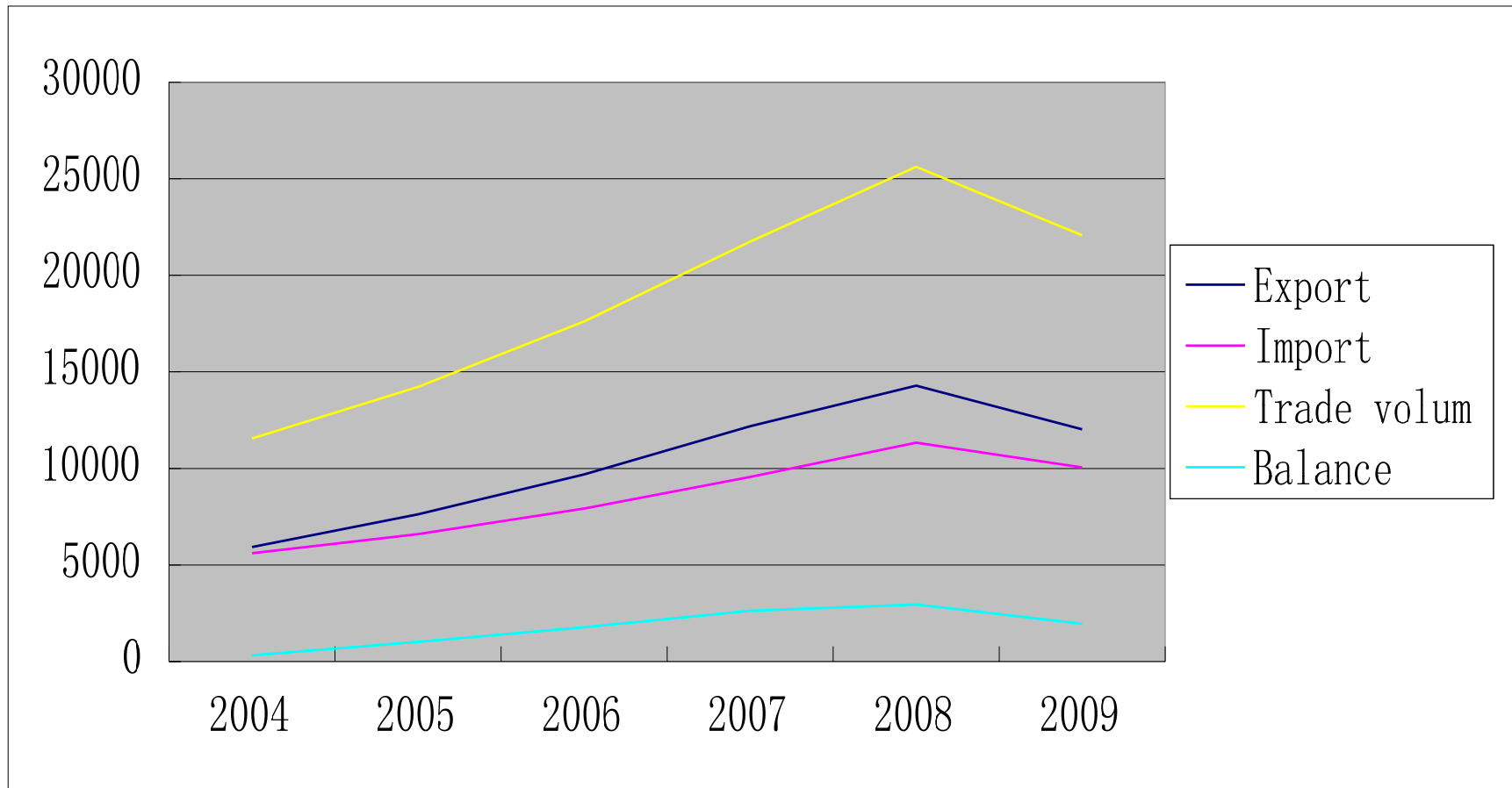
- The coastal 10 provinces take more than 90% of the trade volume
- Top 10 export markets take more than 70% share
- More than 50% export is taken by JV/FDI, 25% by private sector, the remained by state owned company
- Processing trade takes more than 50% of the export
- Trade dependency more than 40%, whereas USA 11%, India 22%



II. Foreign Trade during the Financial Crisis



China Trade 2004-2009



资料来源：中国海关

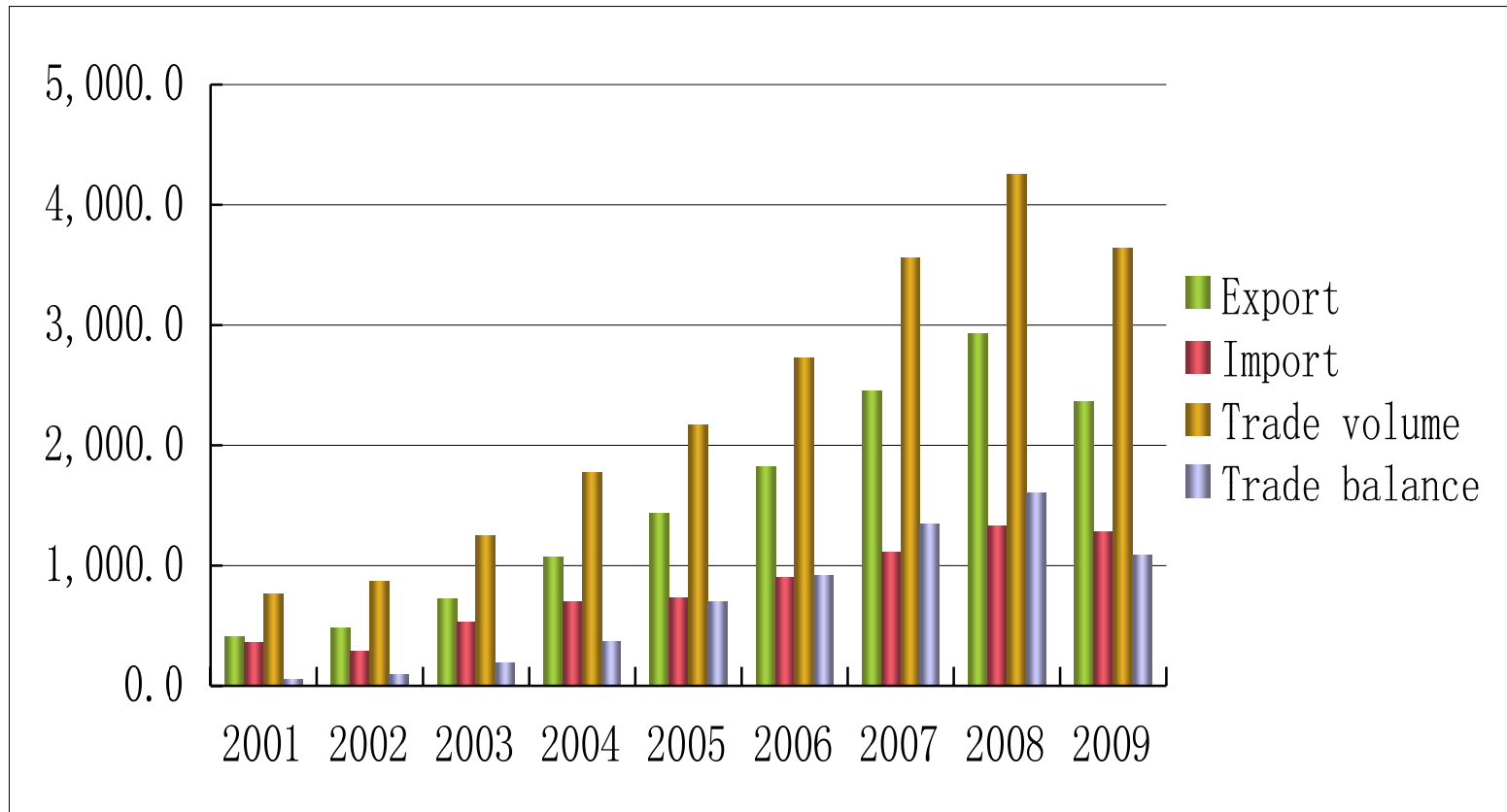


China Foreign Trade hit by the crisis

- Trade volume 13.9% decline in 2009, China-EU trade decline 14.5%, 364.04 billion USD
- Export decline 16.0%, export to EU decline 19.4%, 236.28 billion USD
- Import decline 11.2%, import from EU only decline 3.7%, 127.76 billion USD



China-EU trade in Graphic



资料来源：中国海关



China's main trading partner in 2009

	贸易总额 Trade volume	出口 Export	进口 Import	盈余 Balance
中国外贸China	2207.2	1201.7	1005.6	196.1
欧盟EU27	364.0	236.3	127.8	108.5
美国USA	298.3	220.8	77.4	143.4
日本Japan	228.9	97.9	130.9	-33.0
韩国Korea	156.2	53.7	102.6	-48.9
东盟ASEAN	213.0	106.3	106.7	-0.4
中国台湾 Taiwan, China	106.2	20.5	85.7	-65.2

资料来源：中国海关。单位：10亿美元



China-EU Trade Top5 in 2009

	进出口额 Volume	出口额 export	进口额 Import	顺差 Surplus
德国D	1056.8	499.2	557.6	-58.4
荷兰NL	418.0	366.8	51.2	315.6
英国UK	391.5	312.8	78.8	234.0
法国F	344.7	214.6	130.2	84.4
意大利I	312.6	202.4	110.2	92.2
欧盟EU27	3640.4	2362.8	1277.6	1085.3
Annual Growth %				
德国D	-8.1%	-15.7%	0.0%	
荷兰NL	-18.4%	-20.1%	-3.3%	
英国UK	-14.2%	-13.3%	-17.4%	
法国F	-11.5%	-7.9%	-16.7%	
意大利I	-18.3%	-24.0%	-5.3%	
欧盟EU27	-14.5%	-19.4%	-3.7%	
中国外贸China	-13.9%	-16.0%	-11.2%	-34.2%

资料来源：中国海关及相关计算。单位：亿美元。



Most hit sectors

- High-Tech exports
- JV/FDI export
- Processing trade



Trade Volume Changes with the Some Trading Partners in 2009

Countries and Regions	Export(100M USD)	Changes(%)	Import(100M USD)	Changes(%)
EU	2363	-19.4	1278	-3.7
USA	2208	-12.5	774	-4.8
Hong Kong, China	1662	-12.8	87	-32.6
ASEM	1063	-7.0	1067	-8.8
Japan	979	-15.7	1309	-13.1
Korea	537	-27.4	1026	-8.5
India	297	-6.1	137	-32.3
Taiwan, China	205	-20.8	857	-17.0
Russia	175	-47.1	213	-10.7



FDI in 2009 in China

	新批项目个数			实际使用外资金额（亿美元）			
	2009	2008	增幅	2009	2008	增幅	比重
总计Total	23435	27514	-14.83	900.3	924.0	-2.56	
日本Japan	1275	1438	-11.34	41.0	36.5	12.39	4.56↑
韩国Korea	1669	2226	-25.02	27.0	31.4	-13.88	3↓
中国台湾 Taiwan, China	2555	2360	8.26	18.8	19.0	-0.95	2.09↑
欧盟EU	1441	1844	-21.85	50.7	49.9	1.48	5.63↑
美国USA	1530	1772	-13.66	25.5	29.4	-13.22	2.84↓

资料来源：商务部，转引自：《国际贸易》2010年第2期。



2009年欧盟对华直接投资

EU FDI in China in 2009

	新批项目个数Number			实际使用外资金额（亿美元）			
	2009	2008	增幅	2009	2008	增幅	比重
欧盟EU	1441	1844	-21.85	50.7	49.9	1.48	5.63↑
德国D	303	390	-22.31	12.2	9.0	35.1	1.35↑
荷兰NL	108	152	-28.95	7.4	8.6	-14.02	0.82↓
英国UK	272	365	-25.48	6.8	9.1	-25.71	0.75↓
法国F	200	199	0.5	6.5	5.9	11.21	0.73↑
意大利I	176	293	-39.93	3.5	4.9	-28.7	0.39↓

资料来源：商务部，转引自：《国际贸易》2010年第2期。



III. Trade Issues



Trade Issues

- Trade surplus
- Trade and Environment Protection

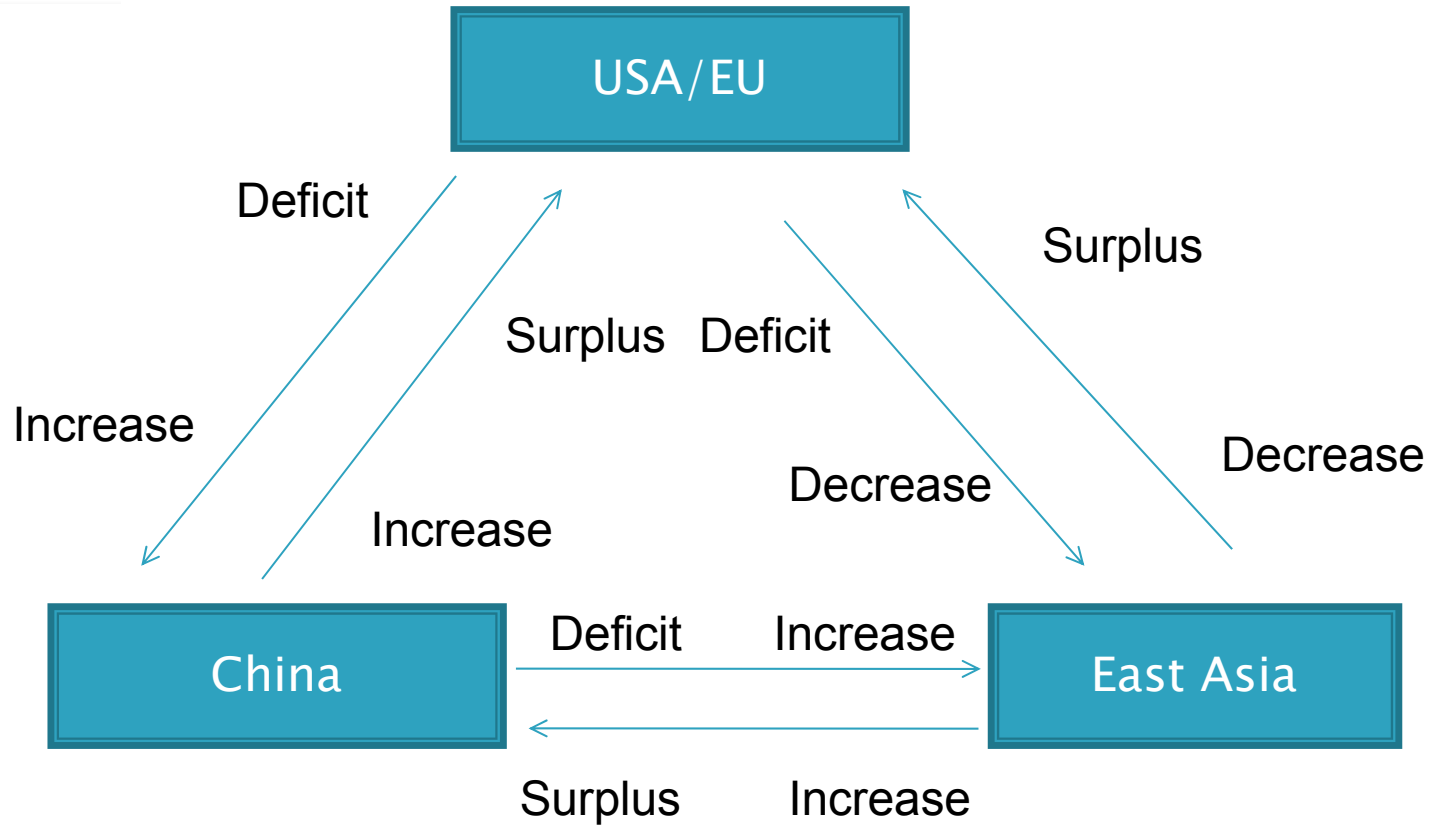


Trade surplus: a problem of China?

- The effects of trade diversion and substitution occurred by trade-investment integration
- Regional integration in East Asia



Trade Balance - a triangle





Trade surplus

- China do not pursue trade surplus
- China's intensions to reduce to surplus
- Import from Europe in 2009 is a good example for USA.



Trade and Environment Protection

- Your consumption, our pollution
- Regulatory failure toward FDI



IV. Chinese Foreign Trade in post-Crisis



Chinese Foreign trade in post-Crisis

- Chinese trade will be further developed along with the global economic recovery
- Trade surplus will continue following the FDI increase
- Struggles against Anti-dumping



China's steps

- Adjustment on the industrial structure and trade structure, a new Long March
- Encouraging the enterprises going abroad
- Enhancing cooperations among SMEs and improving financing environment to SMEs
- Improving welfare system in order to provide incentives for encouraging domestic private consumption



谢谢！

Thanks!

chen-xin@cass.org.cn

欢迎访问

中国社会科学院欧洲研究所网站

<http://ies.cass.cn>

中国欧洲学会网站

<http://www.europeanstudies.cn>